


Urban Deer Management: Interests and concerns within the Sunland Community of Sequim, WA

Results and Analysis:



Prepared by
Matt Blankenship
Wildlife Conflict Specialist
Washington Department of Fish and Wildlife



Introduction and Survey Design:

For the previous three years, the Department of Fish and Wildlife has received several reports from the Sunland Homeowners Association regarding residents' concerns with deer and deer populations within the golf course community of Sequim, WA. These complaints varied from deer damaging gardens, landscaping and golf course greens to concerns over potential traffic accidents and overall deer population. WDFW, utilizing Community Based Deer Management strategies, determined that in order to best serve the community and determine the level of management actions needed to alleviate conflicts in the community, a baseline of the severity of the conflict within the community needed to be determined. WDFW worked cooperatively with the Sunland HOA to develop a survey that would best capture the level of concern that the community had towards the deer and the conflicts in their area.

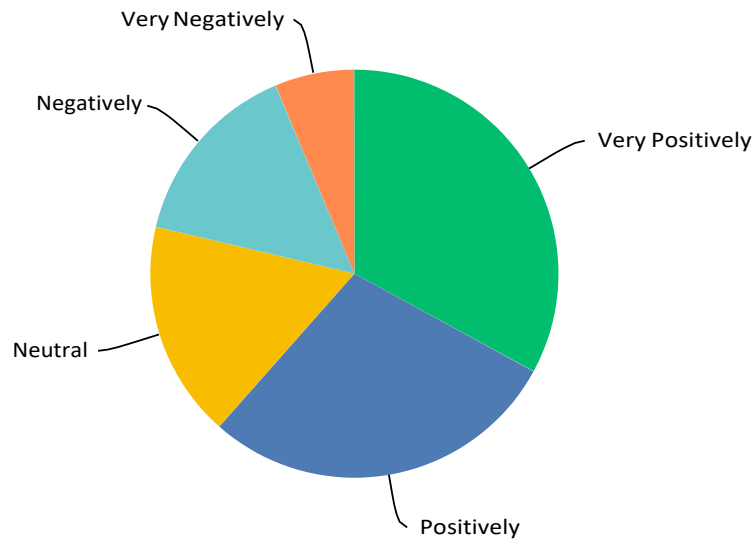
On January 4th, 2018, a survey consisting of 10 questions was sent out to all of the residents within Sunland to gauge the level of interest and concern that the homeowners had towards the deer in their community. Residents had the option to take the survey online through an online survey tool or to fill out a paper copy that they could pick up at the Sunland Homeowners Association Office. The survey was active until January 31st. The survey results from both the online and paper copy of the surveys were analyzed and presented to homeowners at the monthly HOA board meeting on February 27th.

Results:

Out of 900 homes that were surveyed, 507 residents participated in the survey. The survey participation rate was 56%. Out of those 507 participants, 52% were female, 42% were male, and on average, each resident has lived in the Sunland Community for 9 years and 2 months.

Q1 Generally, how do you feel about having deer in the Sunland Community?

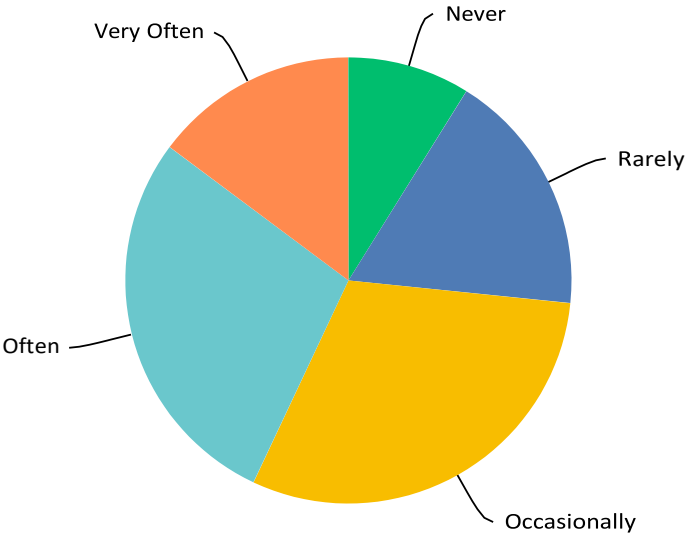
Answered: 507 Skipped: 0



ANSWER CHOICES	RESPONSES	
Very Positively	32.94%	167
Positively	28.60%	145
Neutral	17.16%	87
Negatively	14.99%	76
Very Negatively	6.31%	32
TOTAL		507

Q2 Generally, how frequently do you think about deer and/or deer management issues in the Sunland Community?

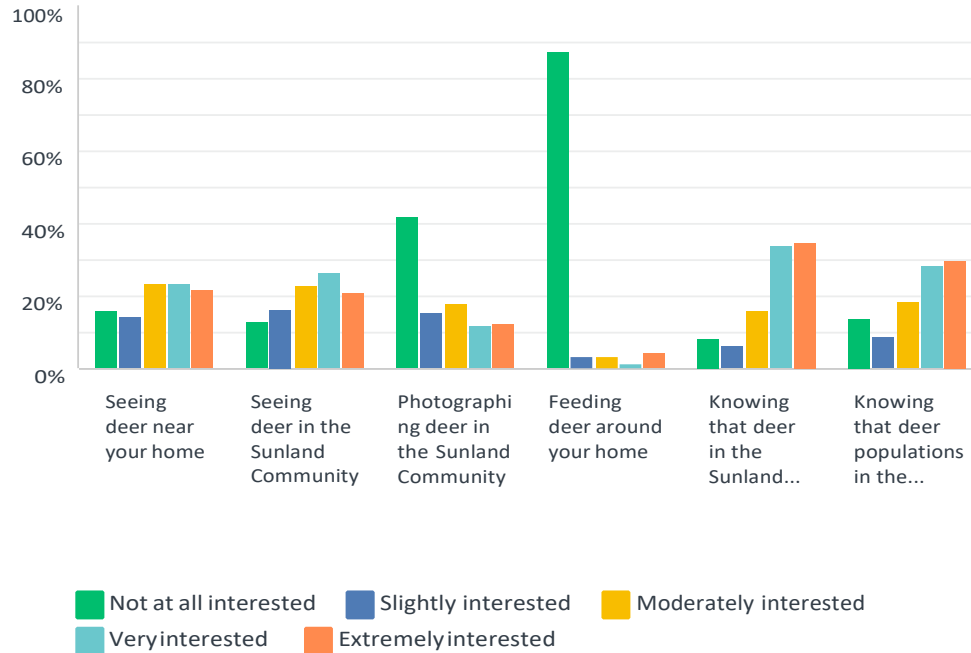
Answered: 507 Skipped: 0



ANSWER CHOICES	RESPONSES	
Never	8.88%	45
Rarely	17.75%	90
Occasionally	30.37%	154
Often	28.21%	143
Very Often	14.79%	75
TOTAL		507

Q3 The following is a list of interests' people may have regarding deer. Please indicate how interested you are in the following in the Sunland Community.

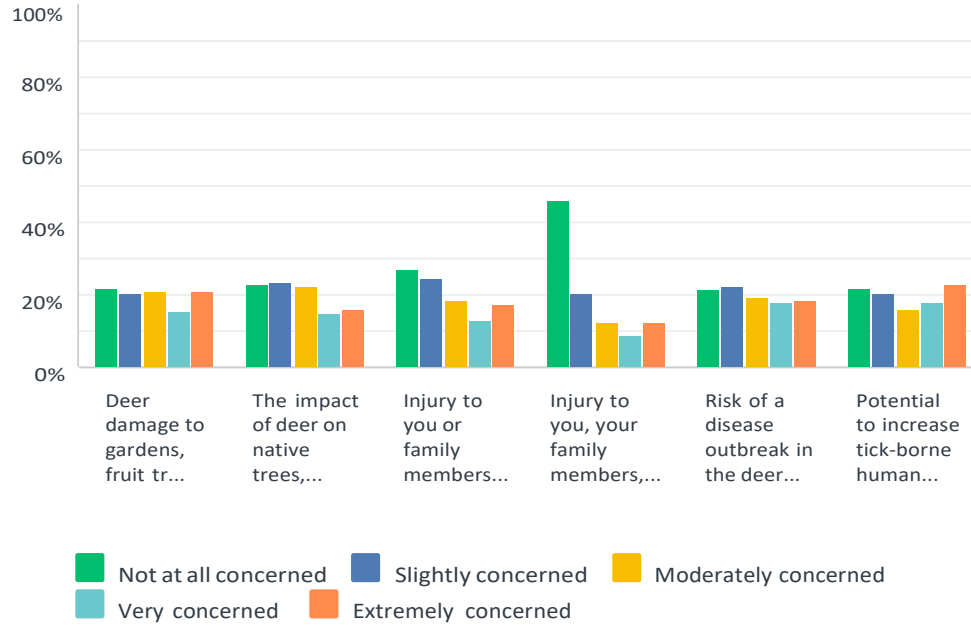
Answered: 507 Skipped: 0



	NOT AT ALL INTERESTED	SLIGHTLY INTERESTED	MODERATELY INTERESTED	VERY INTERESTED	EXTREMELY INTERESTED	TOTAL	WEIGHTED AVERAGE
Seeing deer near your home	16.21% 82	14.62% 74	23.32% 118	23.72% 120	22.13% 112	506	3.21
Seeing deer in the Sunland Community	13.21% 67	16.37% 83	22.88% 116	26.43% 134	21.10% 107	507	3.26
Photographing deer in the Sunland Community	42.18% 213	15.45% 78	18.02% 91	12.08% 61	12.28% 62	505	2.37
Feeding deer around your home	87.25% 438	3.39% 17	3.39% 17	1.59% 8	4.38% 22	502	1.32
Knowing that deer in the Sunland Community are healthy	8.51% 43	6.73% 34	15.84% 80	34.06% 172	34.85% 176	505	3.80
Knowing that deer populations in the Sunland Community are doing well	13.86% 69	9.24% 46	18.47% 92	28.31% 141	30.12% 150	498	3.52

Q4 The following is a list of concerns people can have about the presence of deer. Please indicate how concerned you are about each in the Sunland Community.

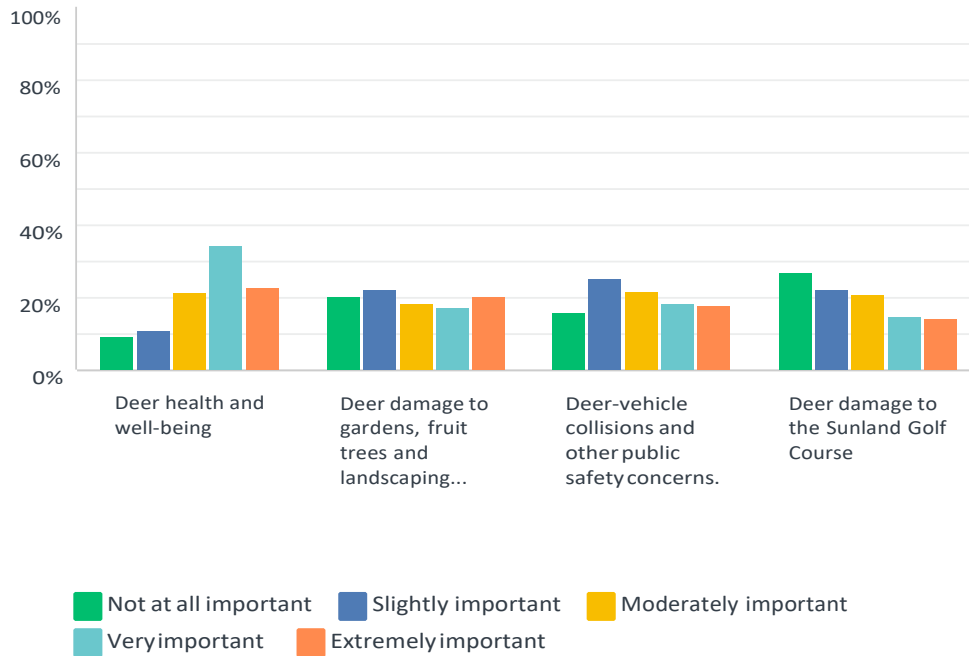
Answered: 505 Skipped: 2



	NOT AT ALL CONCERNED	SLIGHTLY CONCERNED	MODERATELY CONCERNED	VERY CONCERNED	EXTREMELY CONCERNED	TOTAL	WEIGHTED AVERAGE
gardens, fruit trees and plantings around your home	110	103	107	78	107	505	2.94
The impact of deer on native trees, shrubs, and wildflowers in the Sunland Community	22.77% 115	23.37% 118	22.57% 114	15.25% 77	16.04% 81	505	2.78
Injury to you or family members from a deer-vehicle collision	27.18% 137	24.40% 123	18.25% 92	12.90% 65	17.26% 87	504	2.69
Injury to you, your family members, or pets from deer being aggressive	45.92% 231	20.28% 102	12.33% 62	9.15% 46	12.33% 62	503	2.22
Risk of a disease outbreak in the deer population at Sunland	21.31% 107	22.71% 114	19.72% 99	17.93% 90	18.33% 92	502	2.89
Potential to increase tick-borne human diseases	22.00% 110	20.60% 103	16.20% 81	18.20% 91	23.00% 115	500	3.00

Q5 How important is it to you that the following deer-related concerns are addressed in the Sunland Community?

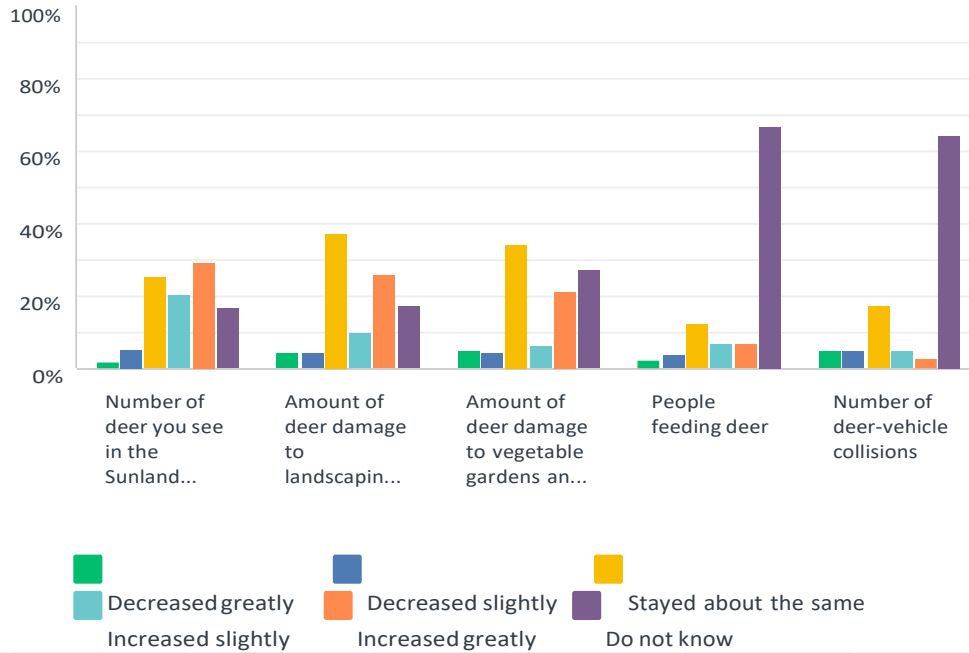
Answered: 507 Skipped: 0



	NOT AT ALL IMPORTANT	SLIGHTLY IMPORTANT	MODERATELY IMPORTANT	VERY IMPORTANT	EXTREMELY IMPORTANT	TOTAL	WEIGHTED AVERAGE
Deer health and well-being	9.50% 48	11.09% 56	21.58% 109	34.65% 175	23.17% 117	505	3.51
Deer damage to gardens, fruit trees and landscaping around homes	20.63% 104	22.42% 113	18.65% 94	17.66% 89	20.63% 104	504	2.95
Deer-vehicle collisions and other public safety concerns.	16.21% 82	25.30% 128	22.13% 112	18.38% 93	17.98% 91	506	2.97
Deer damage to the Sunland Golf Course	26.79% 135	22.42% 113	21.23% 107	15.08% 76	14.48% 73	504	2.68

Q6 Please indicate the extent to which you believe the following events have increased, decreased, or stayed the same in the Sunland Community over the last 5 years.

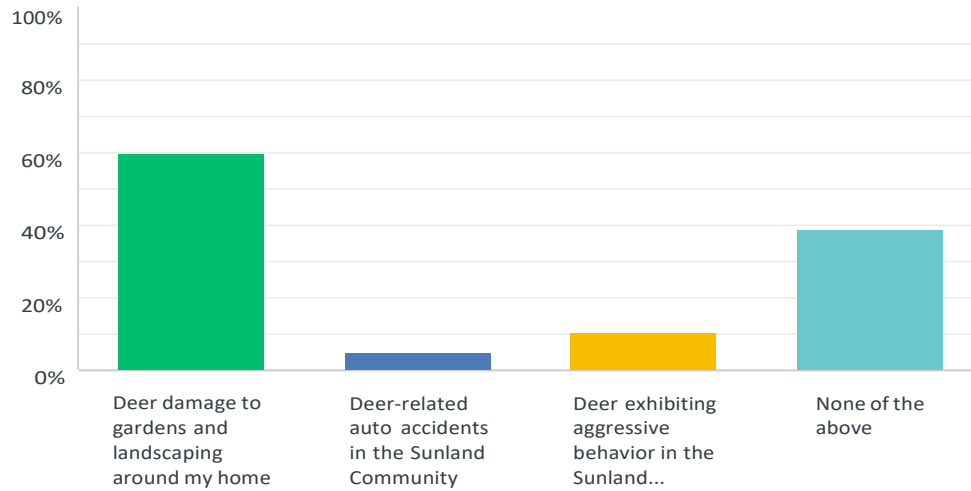
Answered: 503 Skipped: 4



	DECREASED GREATLY	DECREASED SLIGHTLY	STAYED ABOUT THE SAME	INCREASED SLIGHTLY	INCREASED GREATLY	DO NOT KNOW	TOTAL	WEIGHTED AVERAGE
Number of deer you see in the Sunland Community	1.79% 9	5.57% 28	25.65% 129	20.28% 102	29.62% 149	17.10% 86	503	3.85
Amount of deer damage to landscaping plants around your home	4.38% 22	4.58% 23	37.65% 189	10.16% 51	25.90% 130	17.33% 87	502	3.59
Amount of deer damage to vegetable gardens and fruit trees around your home	5.02% 25	4.62% 23	34.74% 173	6.43% 32	21.49% 107	27.71% 138	498	3.48
People feeding deer	2.62% 13	4.23% 21	12.27% 61	7.04% 35	6.84% 34	67.00% 333	497	3.34
Number of deer-vehicle collisions	5.22% 26	4.82% 24	17.47% 87	5.02% 25	3.01% 15	64.46% 321	498	2.88

Q7 Which of the following deer-related problems have you personally experienced in the last 5 years? Please check all that apply.

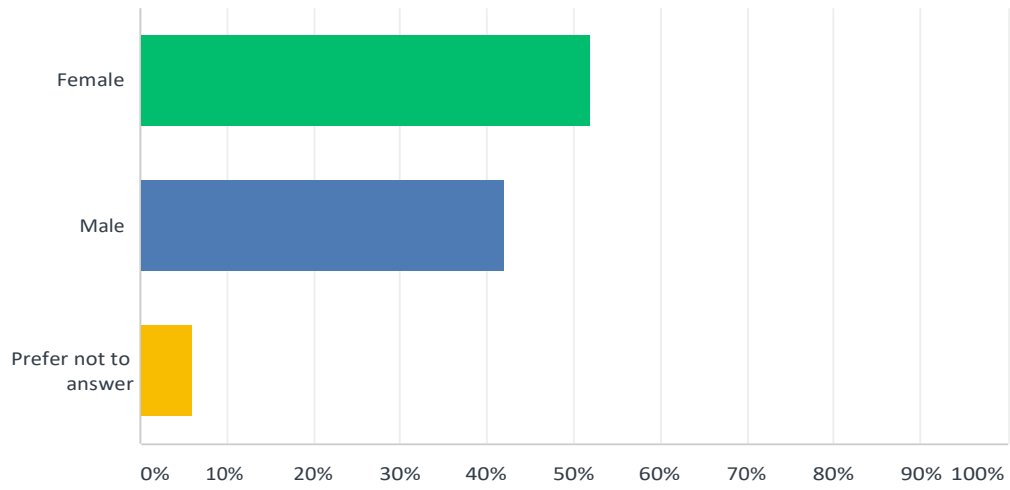
Answered: 507 Skipped: 0



ANSWER CHOICES	RESPONSES	
Deer damage to gardens and landscaping around my home	60.16%	305
Deer-related auto accidents in the Sunland Community	5.13%	26
Deer exhibiting aggressive behavior in the Sunland Community	10.26%	52
None of the above	38.86%	197
Total Respondents: 507		

Q8 What is your gender?

Answered: 503 Skipped: 4



ANSWER CHOICES	RESPONSES	
Female	51.89%	261
Male	41.95%	211
Prefer not to answer	6.16%	31
TOTAL		503

Analysis:

The survey determined that the majority (60%) of the community members feel positively or have a positive disposition towards the deer in their community. Although 60% of the participants in the survey felt positively about deer in their community, a majority of the participants think about deer management issues often or occasionally.

The results from Question 3 show that overall the community is interested in seeing deer within their communities and knowing that the deer populations are healthy and stable. Although the community feels that seeing deer in their communities is an important interest to them, Question 4 shows that there is concern regarding common conflicts the public has with deer. The severity of the concern within the community varies. For example, Question 7 shows that nearly 61% of residents have experienced damage to gardens, fruit trees and landscaping but only 35% of residents believe that it is very or extremely concerning that the damage is occurring. In Wildlife Conflict, this is a common theme. The degree of how concerned a resident is about the damage to private property or crops varies depending on the resident's tolerance. Question 4 was intending to show the degree in which some residents felt severely, at both ends of the spectrum, about some common concerns people have regarding deer. Regardless of the varying degrees of concern in the categories listed in Question 4, there are extremely and very concerned residents within the community.

Despite having extremely and very concerned residents over common deer-human conflict situations, the majority of residents believe that it is very important or extremely important to address deer health and well-being within the Sunland Community and should be considered in future management discussions. It is clear that a majority of residents have had damage to private property where 42% of residents have indicated that is extremely and very important to address damage to gardens, landscaping and fruit trees around their

homes.

Due to the varying public opinion of deer in the Sunland Community, a Deer Advisory Committee will need to be established to guide management of deer within Sunland that meets community support and addresses the important resident concerns outlined in the survey. This committee will need to consist of residents of the Sunland Community that have differing opinions of deer. WDFW will act as a moderator and serve as professional guidance in developing a management plan that best suits and is supported by the Sunland Community. This committee will utilize survey data to establish goals for the Sunland Community and determine methods and management actions, which are suitable for the community, to meet those goals.

In July of 2018, a survey to determine resident's interest of participating in the Deer Advisory Committee will be sent to the Sunland HOA. At the conclusion of the survey, interviews will be held with residents who have expressed interest to determine their availability and level of participation they can provide.